



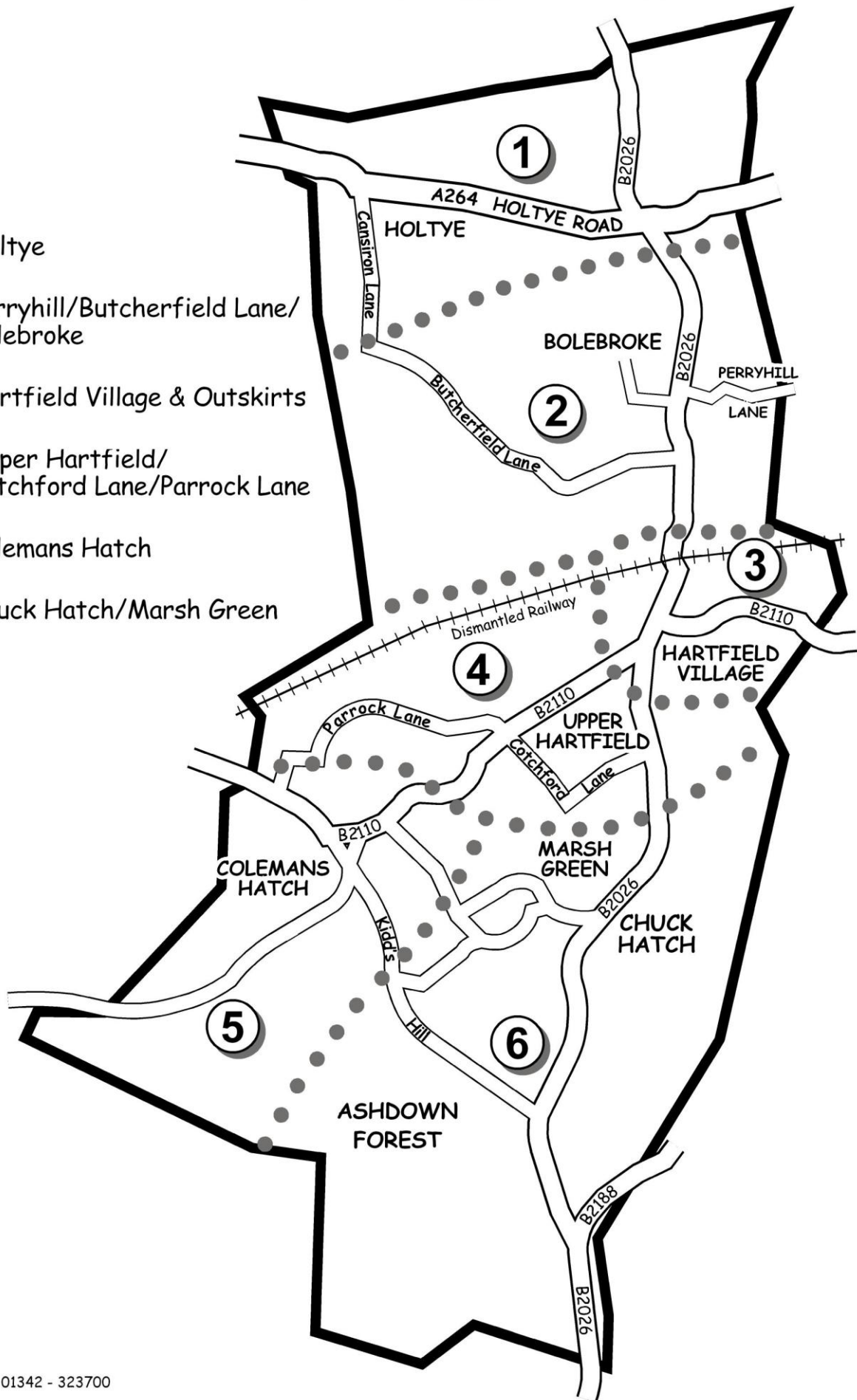
# HARTFIELD PARISH PLAN

## *Questionnaire*



# MAP OF HARTFIELD PARISH

- ① Holtye
- ② Perryhill/Butcherfield Lane/  
Bolebroke
- ③ Hartfield Village & Outskirts
- ④ Upper Hartfield/  
Cotchford Lane/Parrock Lane
- ⑤ Colemans Hatch
- ⑥ Chuck Hatch/Marsh Green



# HARTFIELD PARISH QUESTIONNAIRE

## INTRODUCTION

This questionnaire is your chance to tell us your views and opinions! Your input can influence the plans of local organisations and how your money is spent by the Parish Council, District Council and County Council, as well as other public bodies.

Every member of your household is asked to fill in the "General Questions" section, then any of the other sections which you are willing to complete. There are lots of areas covered so it may take some time if you choose to answer every question, but please take the time to complete as many sections as possible. However much you have filled in, don't forget to return it to us. You can use the Parish Plan boxes located in Hartfield Stores, The Anchor Inn, Pooh Corner, The Gallipot Inn, Perryhill Orchards, Hartfield School, Hartfield Playschool, Holtye Golf Club, St. Mary's Church and Holy Trinity Church Colemans Hatch or use the Parish Council letter box at the Village Hall.

Alternatively, you can post it to:

Mrs Louise Kleinschmidt, 2 Bothy Cottages, Threshersfield, Hever, Kent. TN8 7NE.

Thank you!

The Hartfield Parish Plan Team

## Index

General Questions .....	4
Transport .....	5
Environment .....	11
Services .....	15
Planning .....	16
Housing .....	18
Business .....	21
Tourism .....	22
Community & Recreation .....	24
Church .....	31
Sport .....	32
Recreational Activities on Town Croft .....	35

Plus a separate Young People's Questionnaire

Many of the following questions are designed to accept separate answers from each person in the household. The first person to complete the survey should put their answers under "Person 1", the second under "Person 2" and so on. If there are more than six people in your household, please contact Louise Kleinschmidt (01892-871651) and ask for an additional questionnaire.

**GENERAL QUESTIONS**



1. How many people including children normally live in your household?

Enter Number

2. Please tick the area of the Parish which best describes where you live (see map for code)

Holtye	<input type="checkbox"/>	1	Upper Hartfield / Parrock Lane / Cotchford Lane	<input type="checkbox"/>	4
Perryhill / Butcherfield Lane / Bolebroke	<input type="checkbox"/>	2	Colemans Hatch	<input type="checkbox"/>	5
Hartfield Village & Outskirts	<input type="checkbox"/>	3	Chuck Hatch / Marsh Green	<input type="checkbox"/>	6

3. Please enter the number of people in your household in each age group:

Age	Male	Female
0 to 4		
5 to 10		
11 to 15		
16 to 17		
18 to 24		
25 to 44		
45 to 59		
60 to 64		
65 to 74		
75 to 84		
Over 85		

4. What is your sex? Please tick the relevant box below:

	Person 1	Person 2	Person 3	Person 4	Person 5	Person 6
Male						
Female						

## TRANSPORT

In recent years the growing use of private cars, the increase in the size of commercial vehicles and the popularity of Hartfield to tourists has led to a growth in traffic, with a consequent impact across the parish. This section explores the types of transport used, views on actions already taken, or might be taken in the future, to alleviate some of the problems we experience.



5. Which of the following is your major means of transport? Tick one box only as appropriate

	Person 1	Person 2	Person 3	Person 4	Person 5	Person 6
Car						
Motor bike						
Bicycle						
Bus						
School coach						
Other (enter details below)						

Comments:

---

6. Which other forms of transport do you use? Tick more than one box as appropriate

	Person 1	Person 2	Person 3	Person 4	Person 5	Person 6
Car						
Motor bike						
Bicycle						
Bus						
School coach						
Rail						
Taxi						
None						
Other (enter details below)						

Comments:

---

7. If you travel to work by car what is the reason?  
Tick more than one box if appropriate. Leave blank if not applicable.

	Person 1	Person 2	Person 3	Person 4	Person 5	Person 6
Too far to walk						
Time and convenience						
No pavement or pavement too narrow						
Lack of safe cycling route						
Unsafe road crossings						
Inconvenient or inadequate public transport						
No practical walking route						
Other (enter details below)						

Comments:

---

8. Would you be prepared to take part in a scheme to share private vehicles for...?  
Enter code: 1 for often  
2 for occasionally  
3 for never

	Person 1	Person 2	Person 3	Person 4	Person 5	Person 6
Shopping						
School						
Social or leisure						
Church						
Work						

If so, please provide details on the last sheet.

9. How do you rate the bus service for...? Enter one of the following codes: 1 for good  
2 for reasonable  
3 for poor  
4 for no option

	Person 1	Person 2	Person 3	Person 4	Person 5	Person 6
Routes						
Timetable						
Reliability						
Cost						
Bus stop location						
Access for those with disabilities						

Comments:

---

10. What do you think of the state of the following? Enter one of the following codes: 1 for good  
 2 for reasonable  
 3 for poor  
 4 for no opinion

	Person 1	Person 2	Person 3	Person 4	Person 5	Person 6
Roads						
Pavements						
Verges						
Street lighting						
Routes and facilities for cyclists						
Car Parks						
Public footpaths						
Bridleways and other horse riding routes						
Public toilets						

Comments:

---

11. What do you think could be done with the local roads, lanes and paths to make the countryside more attractive? Enter code: 1 very important  
 2 important  
 3 worth doing  
 4 not necessary  
 5 don't know

	Person 1	Person 2	Person 3	Person 4	Person 5	Person 6
Remove litter						
Stop vehicle damage to road verges						
Better signposting of paths, bridleways and other facilities						
Repair gates stiles and bridges						
Open more footpaths and bridleways						
Keep roadside verges and hedges mown and tidy						
Remove/restrict unnecessary commercial signs						
Make paths accessible to the disabled						
Reduce / restrict traffic						
Other						

Comments:

---

12. Do you think that any traffic problems in Hartfield Parish are related to the following?  
Tick more than one box if appropriate

	Person 1	Person 2	Person 3	Person 4	Person 5	Person 6
Seasonal congestion						
Lack of car parking spaces						
Lorry traffic						
Coaches						
Speed of traffic						
Inadequate public transport						
Lack of cycle facilities						
There are no problems						
Other						

Comments:

---

13. Do you think there are any major 'danger-spots' on the roads in Hartfield Parish?  
Each person should tick one box only

	Person 1	Person 2	Person 3	Person 4	Person 5	Person 6
Yes						
No						
No opinion						

14. If so, where?

Person 1	
Person 2	
Person 3	
Person 4	
Person 5	
Person 6	

15. If funding were made available by East Sussex County Council, which of the following speed control measures would you consider a priority for Hartfield Parish?

Tick more than one box if appropriate

	Person 1	Person 2	Person 3	Person 4	Person 5	Person 6
Lower speed limits						
Speed humps / dips / traffic calming						
Speed cameras (for enforcement)						
Speed indicator devices (for driver education)						
Safe pedestrian crossings						
None of the above						
Other						

Comments:

---

16. Do you think the impact of traffic in the centre of Hartfield village could be improved by any of the following schemes? Tick more than one box if appropriate

	Person 1	Person 2	Person 3	Person 4	Person 5	Person 6
Improving traffic calming measures (please add comments / suggestions below)						
Removing the traffic calming measures						
Retaining the traffic calming measures						
Parking controls						
20 mph speed limit						
HGV restrictions						
No changes or improvements are required						
Other						

Comments:

---

17. Are public parking facilities in Hartfield Parish...? Each person should tick one box only

	Person 1	Person 2	Person 3	Person 4	Person 5	Person 6
Good						
Reasonable						
Poor						
No opinion						

18. Does Hartfield Parish need additional car park(s)? Each person should tick one box only

	Person 1	Person 2	Person 3	Person 4	Person 5	Person 6
Yes						
No						
No opinion						

19. If yes: where would the best place(s) for additional car parking?

Person 1	
Person 2	
Person 3	
Person 4	
Person 5	
Person 6	

20. In relation to paths and street lights, would you like to see any of the following in Hartfield Parish? Tick more than one box if appropriate

	Person 1	Person 2	Person 3	Person 4	Person 5	Person 6
Cycle paths						
More footpaths						
Additional (environmentally sensitive) street lights						
More pavements						
None						
Other						

Comments:

---

## ENVIRONMENT

Many people choose to live in Hartfield parish because it offers such an attractive village and hamlets, set in the High Weald Area of Outstanding Natural Beauty, on the edge of the Ashdown Forest. This section seeks to understand the views of residents about protection of this very special environment, in the face of a variety of pressures for change.



21. What is the most important thing for you about living in Hartfield Parish?

Person 1	
Person 2	
Person 3	
Person 4	
Person 5	
Person 6	

22. How important is the quality of the countryside around Hartfield Parish to you?  
Each person should tick one box only

	Person 1	Person 2	Person 3	Person 4	Person 5	Person 6
Very important						
Important						
Not important						
No opinion						

23. Which elements of the countryside around Hartfield Parish do you value?  
Tick more than one box if appropriate

	Person 1	Person 2	Person 3	Person 4	Person 5	Person 6
Local identity						
Tranquillity						
Openness						
Accessibility						
The Ashdown Forest						
Being in an Area of Outstanding Natural Beauty						
Farmland						
Woodland						
Other						

Comments:

24. In relation to local footpaths and bridleways, can you answer the following questions?

Enter code: 1 for Yes  
2 for No  
3 for No opinion

	Person 1	Person 2	Person 3	Person 4	Person 5	Person 6
Do you know where the local paths and bridleways are?						
Do you make use of them?						
Are you able to use them without difficulty?						
Are they well signposted?						
Would you be willing to maintain them? (If so, please provide details on the last sheet)						

25. Are you concerned by, or suffer from any of the following in the parish?

Tick more than one box if appropriate

	Person 1	Person 2	Person 3	Person 4	Person 5	Person 6
Water pollution (e.g. sewage dispersal, chemicals in rivers / streams)						
Air pollution (e.g. sewage or other noxious smells, poor air quality, breathing difficulties)						
Noise pollution (e.g. from aircraft, vehicles, neighbours)						
Light pollution						
Traffic congestion (traffic volumes & fumes, inappropriate parking)						
People congestion (e.g. many visitors congregating at single location)						
Litter						
Dog fouling						
Other						

Comments:

26. Is the number and location of litter bins in Hartfield Parish...?

Each person should tick one box only

	Person 1	Person 2	Person 3	Person 4	Person 5	Person 6
Good						
Reasonable						
Poor						
No opinion						

27. Are there any places where litter is a problem in Hartfield Parish?

Person 1	
Person 2	
Person 3	
Person 4	
Person 5	
Person 6	

28. Are 'dog mess' bins required in the following locations? Tick more than one box if appropriate

	Person 1	Person 2	Person 3	Person 4	Person 5	Person 6
On the Town Croft recreation ground						
On footpaths (please identify which ones under "comments")						
On the Village Green ("the corner field")						
In other locations (please identify where under "comments")						

Comments:

29. What do you think should be done to help protect and enhance the local environment of Hartfield Parish? Tick more than one box if appropriate

	Person 1	Person 2	Person 3	Person 4	Person 5	Person 6
Recycling schemes / facilities						
Community composting facilities						
Energy saving						
Encouragement of "Green" energy sources, e.g. burning of woodchips, wind power						
Improved public transport						
Car sharing						
More employment locally						
Encouragement to work from home						
Reduce traffic						
Positive management of tourism						
No actions required						
Don't know						
Other						

30. Should the local authorities undertake any of the following improvements to Hartfield Parish?  
Tick more than one box if appropriate

	Person 1	Person 2	Person 3	Person 4	Person 5	Person 6
Improve the footpaths and bridleway						
Provide public toilets						
Improve drainage to reduce the risk of flooding						
Improve roads and verges						
Encourage owners to cut back overgrown roadside hedges						
Display better information for those visiting the parish						
Provide better information relevant to those living in the parish						
Spend more money on the general maintenance of the parish						
No actions required						
Don't know						
Other						

Comments:

---

# Services



31. Which of the following services are provided in your household?  
Tick more than one box if appropriate

	Person 1	Person 2	Person 3	Person 4	Person 5	Person 6
Mains Gas						
Mains Electricity						
Mains Water						
Mains Sewage						
Telephone						
Broadband internet						
Satellite television						
Freeview Television						
Other						

Comments:

---

32. What of the following services would you use if they were available?  
Tick more than one box if appropriate

	Person 1	Person 2	Person 3	Person 4	Person 5	Person 6
Mains Gas						
Mains Electricity						
Mains Water						
Mains Sewage						
Telephone						
Broadband internet						
Satellite television						
Freeview Television						
Other						

Comments:

---

**PLANNING**

What is your view on development in Hartfield parish? Your answers to the questions in this section will influence how the Parish Council should respond to different planning applications, and provide input to the strategic plans and policies made at District, County and national level.



33. Which of the following best describes your view of development in Hartfield?  
Each person should tick one box only.

	Person 1	Person 2	Person 3	Person 4	Person 5	Person 6
The parish should remain as it is, with as little new development as possible						
Sympathetic and sustainable development should be allowed to maintain the vitality of the parish						
Hartfield should be allowed to grow in line with the rising demand for new housing in South East England						
None of the above						

Comments:

---

34. From an environmental perspective: what is your view of new development in the parish?  
Tick more than one box if appropriate

	Person 1	Person 2	Person 3	Person 4	Person 5	Person 6
Keep commercial developments in check						
Better control of external lighting on new developments						
Provide residents with more say in the design of new housing in the parish						
None of the above						
Other						

Comments:

---

35. Would you support any of the following types of development in Hartfield Parish?  
Tick more than one box if appropriate

	Person 1	Person 2	Person 3	Person 4	Person 5	Person 6
Small industrial workshops						
Offices						
Small groups of "open market" housing						
Small groups of affordable housing (rented houses / flats managed by a housing association)						
Extensions to existing houses						
Small family houses (up to 3 bed)						
Large executive homes						
Large estates						
None of the above						
Other						

Comments:

---

36. How would your quality of life be affected by each of the following:  
Enter code: 1 for Improved  
2 for Worsened  
3 for Neutral/No Opinion

	Person 1	Person 2	Person 3	Person 4	Person 5	Person 6
An increase in "unobtrusive" commercial activity making no particular demand of local resources						
An increase in commercial activities that create increased traffic; parking demands etc						
An increase in tourist numbers						
Directing tourists to the Ashdown Forest Visitor Centre rather than to the village						
Focus on improving the residential / rural / social characteristics of the village rather than commerce						

Comments:

---

## HOUSING

With increasing demand for houses in the South East, more of us living longer and an increase in single person households, the cost of somewhere to live in Hartfield has risen significantly in recent years. Please tell us what you think about how we should respond to these pressures by answering the questions below.



37. Do you think Hartfield Parish can accommodate more new housing?  
Each person should tick one box only

	Person 1	Person 2	Person 3	Person 4	Person 5	Person 6
Yes						
No						
Don't know						

38. What level of development into existing greenfield /natural areas would you accept for the following purposes? Please enter one of the following codes: 1 None  
2 Negligible  
3 Limited  
4 Significant  
5 As much as it takes

	Person 1	Person 2	Person 3	Person 4	Person 5	Person 6
Affordable housing						
Open market housing						
Car parking						
Commercial sites (e.g. offices, workshops)						

Comments:

---

39. Do you think more new housing in Hartfield Parish will...? Each person should tick one box only

	Person 1	Person 2	Person 3	Person 4	Person 5	Person 6
Improve the environment						
Change the environment, but neither positively or negatively						
Bring no change to the environment						
Spoil the environment						
No opinion						
Don't know						
Other						

Comments:

---

40. Is there need for more accommodation of the following types in Hartfield Parish?  
Tick more than one box if appropriate

	Person 1	Person 2	Person 3	Person 4	Person 5	Person 6
Privately rented						
Local authority/housing association rented						
Owner occupied						
Shared ownership						
By virtue of employment (e.g. agriculture)						
Warden assisted housing						
Adapted housing						
Restricted sale to local people						
Starter homes						
There is no need for any of these						
Other						

Comments:

---

41. What type(s) of housing development would be acceptable in Hartfield Parish?  
Tick more than one box if appropriate

	Person 1	Person 2	Person 3	Person 4	Person 5	Person 6
Single dwellings in controlled locations						
Small group(s) of less than 10						
Carefully designed larger group(s)						
Conversion of redundant buildings						
Expansion of the edge of Hartfield village						
Small developments on "Brownfield" sites (i.e. land no longer required for commercial / industrial use)						
Small developments on "Greenfield" sites (e.g. on fields and gardens)						
On infill sites, between existing houses						
None of the above						
Other						

Comments:

---

42. Is the use of sympathetic styles and materials for any development...?  
Each person should tick one box only

	Person 1	Person 2	Person 3	Person 4	Person 5	Person 6
Very important						
Important						
Not important						
No opinion						

**BUSINESS**

Unlike many places that have become dormitory villages for commuters to London, Hartfield remains a mixed community, with a proportion of our residents working in local businesses. This section aims to improve our understanding of the local economy so that a thriving mixed community can be maintained and people encouraged to buy from local businesses.



43. If you work, where is your main workplace? Tick one box only

	Person 1	Person 2	Person 3	Person 4	Person 5	Person 6
Within Hartfield Parish						
Under 10 miles away						
10 – 25 miles away						
Over 25 miles away						
London						

44. If you are seeking local employment, do you require more information about job vacancies or training opportunities within your community? Tick one box only. Please fill in your contact details on the last page.

	Person 1	Person 2	Person 3	Person 4	Person 5	Person 6
Yes						
No						

45. What improvements could be made to get job vacancy information into Hartfield Parish?

Person 1	
Person 2	
Person 3	
Person 4	
Person 5	
Person 6	

46. If you run a business, where is it located? Tick one box only

	Person 1	Person 2	Person 3	Person 4	Person 5	Person 6
In Hartfield Parish						
Outside Hartfield Parish						

If you would like to be included in a local business directory, please provide details on the last sheet.

## TOURISM

Many of the characteristics that make our parish such an attractive place to live also make Hartfield a popular destination for tourists. In particular the connection with A A Milne attracts large numbers of visitors to Pooh Bridge, the Ashdown Forest and Pooh Corner. A Management Plan has been developed, involving East Sussex County Council, Wealden District Council, Hartfield Parish Council, the Conservators and representatives of local businesses and residents. This section is intended to explore the benefits and disadvantages associated with tourism.



47. Do you think that Hartfield Parish needs any of the following?  
Tick more than one box if appropriate

	Person 1	Person 2	Person 3	Person 4	Person 5	Person 6
Tourist information point						
Local information facilities						
Signposts						
Map						
Community cafe						
Internet Access						
More parking						
A coach park						
More tea-rooms etc						
More shops						
A post office						
Other						

Comments:

---

48. Which of these sustainable tourist activities are in your view suited to Hartfield Parish?  
Tick more than one box if appropriate

	Person 1	Person 2	Person 3	Person 4	Person 5	Person 6
Horse riding						
Road cycling						
Off-road cycling						
Nature study						
Farm visits or 'trails'						
Sightseeing						
Photography						
Walking						
Other						

Comments:

---

49. Particularly where tourism is concerned: if new facilities (e.g. Rambler bus / Park and Ride) are provided do you think in the long term this will...? Tick one box only

	Person 1	Person 2	Person 3	Person 4	Person 5	Person 6
Solve the problem						
Increase the attraction of the area and therefore increase the problem						
Alleviate the problem whilst a permanent solution is sought						
Create a temporary solution but demand will exceed the facility and we will be back where we started from						

Comments:

---

Note: The Rambler Bus takes a circular route that links up with railway stations and picks passengers up in rural areas and sets them down wherever it is safe to do so. Currently, a successful scheme is run on the South Downs and reflects the policy of East Sussex County Council and Wealden District Council of Tourism without Cars.

50. Does tourism ... ? Tick one box only

	Person 1	Person 2	Person 3	Person 4	Person 5	Person 6
Inconvenience you						
Bring you benefits						
Neither of the above						

Comments:

---

51. Do you view the Winnie the Pooh connection as beneficial or detrimental to the village?  
Tick one box only

	Person 1	Person 2	Person 3	Person 4	Person 5	Person 6
Beneficial						
Detrimental						
Neither of the above						

Comments:

---

**COMMUNITY AND RECREATION**

Many Parishioners have expressed their appreciation and pride in our historic village, surrounding area of outstanding natural beauty and strong sense of community. Many local organisations struggle through lack of leaders and helpers. Our churches, school, local businesses and community groups rely on the support of local people. In this section, tell us which are important to you and which you would be prepared to get more involved with.



52. If you moved here, what brought you here? Tick more than one box as appropriate

	Person 1	Person 2	Person 3	Person 4	Person 5	Person 6
Employment in the area						
Attractive area to live						
Commuting distance from London						
Retirement						
Family connections						
Other						

Comments:

---

53. How do you think Hartfield Parish can be made more inclusive and the residents can feel a sense of community?

Person 1	
Person 2	
Person 3	
Person 4	
Person 5	
Person 6	

54. Would you be prepared to keep certain items separate from your refuse for recycling if a separate collection was made? Each person should tick one box only

	Person 1	Person 2	Person 3	Person 4	Person 5	Person 6
Yes						
No						
No opinion						

55. Would you use the following if provided in Hartfield Parish?  
Tick more than one box as appropriate

	Person 1	Person 2	Person 3	Person 4	Person 5	Person 6
Bottle bank (glass & plastic)						
Other plastics						
Skip for garden waste						
Waste handling / recycling						
Newspaper bank						
Clothing bank						
Can bank						
Other						

Comments:

---

56. Where do you usually get information about events taking place in Hartfield Parish?  
Tick more than one box if appropriate

	Person 1	Person 2	Person 3	Person 4	Person 5	Person 6
Notice boards						
Parish magazine						
Local paper						
Local shops / pubs						
Local groups / school						
Word of mouth						
Web sites						
e-mail						
Other						

Comments:

---

57. What are your views on the standard of the following services in Hartfield Parish?

- Enter code: 1 good  
 2 reasonable  
 3 poor  
 4 no opinion  
 5 have not used them

	Person 1	Person 2	Person 3	Person 4	Person 5	Person 6
Fire						
Police (emergency response)						
Police (local patrolling / "local bobby")						
Ambulance (emergency response)						
Ambulance (for routine hospital transport)						

Comments:

---

58. As a precaution do you ever...? Tick more than one box if appropriate

	Person 1	Person 2	Person 3	Person 4	Person 5	Person 6
Stay away from certain areas						
Go out with somebody else rather than go alone						
Avoid going out after dark						
Carry a Personal alarm						
Go to self-defence classes						
None of these						
Other						

Comments:

---

59. How often do you use (or would you use) the following shops and services?

- Enter code: 1 for daily  
 2 for several times a week  
 3 for once a week  
 4 for less than once a week but at least monthly  
 5 for less frequently  
 6 for never

	Person 1	Person 2	Person 3	Person 4	Person 5	Person 6
Hartfield Stores						
A major supermarket						
Local gift shop(s)						
Internet shopping						
Home delivery						
A post office (if there was one)						
Church or other place of worship						
Local farm shop						
Local plant nursery						
Local tea rooms						
Doctor						
Local guest house / B&B						
Tradesperson (e.g. plumber, builder, carpenter, decorator, electrician, kitchen appliance repairs)						
Agricultural contractor (e.g. hedge cutting, land maintenance, hay making)						
Equestrian services (e.g. livery, farrier, feed merchant, vet)						
Household services (e.g. cleaning, gardener)						
Babysitting						
Other						

Comments:

---

60. Which of the following statements reflect your attitude to using the local shop(s) in Hartfield Parish? Tick more than one box if appropriate

	Person 1	Person 2	Person 3	Person 4	Person 5	Person 6
The local shops give good value and variety						
You like to support local shops						
You like the social contact						
It saves time						
It saves transport costs (e.g. fuel, parking)						
You don't have transport to go elsewhere						
You need "last minute" items						
You do the majority of your food shopping in one of the major supermarkets						
Other						

Comments:

---

61. Do you think the Village hall meets the needs of Hartfield Parish? Tick one box only

	Person 1	Person 2	Person 3	Person 4	Person 5	Person 6
Yes						
No						
No opinion						

Comments:

---

62. How often do you use the following facilities? Enter code: 1 for daily  
 2 for several times a week  
 3 for once a week  
 4 for at least monthly  
 5 for less frequently  
 6 for never

	Person 1	Person 2	Person 3	Person 4	Person 5	Person 6
Football pitch						
Cricket pitch						
Stoolball pitch						
Tennis courts						
Colemans Hatch bowls club						
Forest Way						
Public footpaths						
Public bridleways						
Ashdown Forest						
Village Green ("the corner field")						
The Village Hall						
The Sports Pavilion on the Town Croft						
Other						

Comments:

---

63. In which sports clubs/activities would you participate in Hartfield Parish?  
 Tick more than one box if appropriate

	Person 1	Person 2	Person 3	Person 4	Person 5	Person 6
Youth football						
Youth cricket						
Youth tennis						
Badminton						
Indoor bowls						
Judo						
Keep fit						
Youth club						
Volleyball						
Yoga						
Drama group						
Card playing (e.g. whist, bridge)						
Other						

Comments:

---

64. Do you attend any of the following in Hartfield Parish? Tick more than one box if appropriate. If you are willing to help run the group, please fill in the back sheet with your contact details.

	Person 1	Person 2	Person 3	Person 4	Person 5	Person 6
Guides						
Brownies						
Cubs						
"Roots" Church youth club						
Playschool						
Mother and Toddler Group						
Primary School						
History Group						
Horticultural Societies						
HATCH						
Village Hall Management Committee						
Women's Institute						
Art Group						
Hartfield Social Group						
None of the above						
Other						

Comments:

---

## CHURCH

Our parish is served by Church of England churches in Hartfield Village, Colemans Hatch and Holtye, but a church is far more than a building, encompassing those who worship there as well as reaching out to the wider community. Your answers to the questions in this section will be considered by the Parish Plan team and fed back directly to the Rector and the parochial church councils.



65. How do the churches currently fit into your idea of village life?

Person 1	
Person 2	
Person 3	
Person 4	
Person 5	
Person 6	

66. How could the churches fit into your vision for the future of the parish?

Person 1	
Person 2	
Person 3	
Person 4	
Person 5	
Person 6	

67. What would help achieve this?

Person 1	
Person 2	
Person 3	
Person 4	
Person 5	
Person 6	

68. St. Mary's Church, Hartfield, is planning to improve its facilities (a toilet, kitchen and adaptable meeting room for Sunday School and groups). What activities and facilities would you like to see in this church?

Person 1	
Person 2	
Person 3	
Person 4	
Person 5	
Person 6	

**SPORT**

Sport in Hartfield is centred on the Town Croft, once described as a "magical place" as it is situated in a most wonderful country setting with far reaching views. The provision of sporting facilities by the Sports Clubs, supported by the Parish Council, is important for all age groups for both health and social reasons. It is an integral part of village life and the Clubs aim to be open, friendly and inclusive. In order to continue to prosper they do depend on the support and involvement of the local and surrounding community. They are keen to attract new members both playing and non-playing and especially encourage young people to join the various clubs.



69. The village clubs, which play on the Town Croft are Cricket, Tennis, Stoolball and Football. There is also an outdoor bowling club at Coleman's Hatch.
- Tick Column A if you **BELONG** to a Hartfield Sports Club
  - Tick column B if you **DON'T BELONG BUT ARE INTERESTED IN JOINING** any of these sports,
  - Tick column C if you would **ASSIST WITH COACHING**.
- Please fill out the back sheet with contact details. Tick more than one box if appropriate

	Person 1			Person 2			Person 3			Person 4			Person 5			Person 6		
	A	B	C	A	B	C	A	B	C	A	B	C	A	B	C	A	B	C
Cricket																		
Tennis																		
Stoolball																		
Bowling Club																		
Other																		

Comments:

70. Do you belong to a Sports Clubs outside the Parish?

	Person 1	Person 2	Person 3	Person 4	Person 5	Person 6
Yes						
No						

71. If you answered YES to Question 70, please specify the sport and where you play. Please state what would make you consider transferring to a Hartfield Club?

Person 1	
Person 2	
Person 3	
Person 4	
Person 5	
Person 6	

72. There is scope for additional sports clubs in Hartfield. Which of these would you support if organised? Please fill out the back sheet with your contact details if you would be willing to become involved in the organisation of the new club.

Tick more than one box if appropriate

	Person 1	Person 2	Person 3	Person 4	Person 5	Person 6
Badminton						
Archery						
Volley Ball						
Indoor Hockey						
Shotokan Karate						
Other						

73. Non-playing members/supporters are important for the sustainability of all clubs. Are you interested in helping with ...? Please fill out the back sheet with your contact details. Tick more than one box if appropriate

	Person 1	Person 2	Person 3	Person 4	Person 5	Person 6
Scoring						
Refereeing						
Umpiring						
Helping with Social Occasions						
Assisting with Admin or Practical Skills						
Other						

74. Do you have coaching skills particularly suitable to young people? Please fill out the back sheet with your contact details.

	Person 1	Person 2	Person 3	Person 4	Person 5	Person 6
Yes						
No						

75. SPECTATORS: Do you attend sporting occasions on Town Croft as a leisure pursuit?

	Person 1	Person 2	Person 3	Person 4	Person 5	Person 6
Yes						
No						

76. What extra facilities would make you feel more welcome and increase your enjoyment?

	Person 1	Person 2	Person 3	Person 4	Person 5	Person 6
Provision of refreshments						
More seating under cover						
Other						

77. FACILITIES: The present pavilion, built in the 1970's, is in need of substantial refurbishment. Grants are being sought which could fund this or maybe allow a complete new build. Would you actively support ...

	Person 1	Person 2	Person 3	Person 4	Person 5	Person 6
Refurbishment						
Complete Rebuild						

78. If the pavilion were to be completely rebuilt, do you think it should incorporate ...?

Tick more than one box if appropriate

	Person 1	Person 2	Person 3	Person 4	Person 5	Person 6
A new Youth Club						
Meeting rooms						
Other facilities						

Comments:

---

**RECREATIONAL ACTIVITIES ON THE CROFT**

The Town Croft is a wonderful parish asset, the focal point for village events such as the Horticultural Show, the Church Fete, school and village sports days and special events such as the Jubilee celebrations. It is the only land, together with the buildings thereon, that the Parish Council owns. The Town Croft and the old allotments both have "Village Green" status, which inhibits the creation of additional car parking or buildings that are not associated with recreational use. The access road to the pavilion is also a bridleway and is owned by the Buckhurst Estate and so not under the control of the Parish Council.



79. Bearing these comments in mind, are there ways you believe the Town Croft can be improved to integrate it more overtly and as such improve the ambience of our Conservation Village? Please specify...

Person 1	
Person 2	
Person 3	
Person 4	
Person 5	
Person 6	

80. The children's Play Area (up to 12 yrs) was refurbished for the Millennium but needs ongoing checks to fulfil Health and Safety requirements. Are you satisfied with the variety of play equipment?

	Person 1	Person 2	Person 3	Person 4	Person 5	Person 6
Yes						
No						

81. How could it be improved? Please specify

Person 1	
Person 2	
Person 3	
Person 4	
Person 5	
Person 6	

82. The Youth Club has its own well equipped premises but closed last summer due to ongoing lack of adult support. Do you think it important for the Parish to provide somewhere for the older children/teenagers to meet their friends?

	Person 1	Person 2	Person 3	Person 4	Person 5	Person 6
Yes						
No						

83. Would you be willing to give some time to help on occasions with the Youth Club? Please fill out the back page with your contact details.

	Person 1	Person 2	Person 3	Person 4	Person 5	Person 6
Yes						
No						

84. What other facilities should be provided for older children/teenagers? Please specify

Person 1	
Person 2	
Person 3	
Person 4	
Person 5	
Person 6	

Many thanks for sparing the time to complete this questionnaire. The feedback will be analysed and the resulting information will be used to prepare Hartfield's Parish Plan. This Plan will help shape the future of the Parish for the next decade.

Please return your completed questionnaire as soon as possible by using the Parish Plan boxes located in:

Hartfield Stores	The Anchor Inn
Pooh Corner	The Gallipot Inn
Perryhill Orchards	Hartfield School
Hartfield Playschool	Holtye Golf Club
St. Mary's Church Hartfield	Holy Trinity Church Colemans Hatch

or use the Parish Council letter box at the Village Hall.

Alternatively you can post it to:

Mrs Louise Kleinschmidt, 2 Bothy Cottages, Threshersfield, Hever, Kent.  
TN8 7NE.

THANK YOU.

IF YOU WISH TO MAKE ANONYMOUS COMMENTS, PLEASE ATTACH A BLANK PAGE.  
 IF YOU WISH TO LEAVE YOUR NAME, ADDRESS AND CONTACT NUMBERS, PLEASE USE THE SPACES BELOW.

Address of household:

Person 1: Name  
 Tel/email

Person 2: Name  
 Tel/email

Person 3: Name  
 Tel/email

Person 4: Name  
 Tel/email



Person 5: Name  
 Tel/email

Person 6: Name  
 Tel/email

Question No.	Would you ...	Person 1	Person 2	Person 3	Person 4	Person 5	Person 6
8.	take part in a scheme to share private vehicles?						
44.	like more information about job vacancies or training opportunities within your community?						
46.	like to be included in a local business directory?						
64.	be willing to help run a group in the community?						
69.	assist with coaching for a local sports club?						
72.	help with the running of a new club?						
73.	help with scoring, umpiring, refereeing etc?						
74.	help with coaching of young people's sports?						
83.	help on occasion with the Youth Club, if re-opened?						

Comments:

---

<p><b>PERRYHILL NURSERIES</b>  Hartfield, East Sussex. TN7 4JP  A Fantastic Range of Quality  Plants, competitively priced  Tel: 01892-770377  www.perryhillnurseries.co.uk</p>	<p><b>PET PATROL 365</b>  Flexible Animal Visiting Service  to your home, stable or  smallholding - 365 Days a Year  Domestic Pets, Livestock, Poultry  Tel:01892-771498/07974-728967</p>	<p><b>DANIEL HALES</b>  48 Castlefields, Hartfield TN7 4JB  Quality Interior and  Exterior Decorating  Tel: 01892-771029  Mobile: 07798-613722</p>
<p><b>TURFTECH</b>  Garden &amp; Estate Machinery  Specialists  Free collection, delivery and  Estimates upon request  Tel: 01892-770078</p>		
<p><b>HUMPTY DUMPTY CLUB</b>  Music classes and parties for  children from birth upwards.  For more information call  Paula Cook  Tel: 01892-864592</p>	<p><b>SHEILA VAN MAURIK</b>  Decorative furniture and paint  finishes, plus classes for all levels.  Commissions undertaken.  Tel: 01892-770273</p>	<p><b>JIM LUSTED</b>  Agricultural Contractor  Drainage in fields and gardens,  excavations and maintenance.  Tel: 01892-770396</p>
<p><b>SHEILA VAN MAURIK</b>  Decorative furniture and paint  finishes, plus classes for all levels.  Commissions undertaken.  Tel: 01892-770273</p>	<p><b>JIM LUSTED</b>  Agricultural Contractor  Drainage in fields and gardens,  excavations and maintenance.  Tel: 01892-770396</p>	<p><b>FUNTAZIA PLAYTIME</b>  Fun packed pre-school play  sessions with music, craft, action  rhymes and play equipment.  Call Jo Tyrrell  Tel: 01892-870412</p>
		<p><b>ALL WEATHER EXTERIORS</b>  Roofing, extensions, windows,  fascias, soffits, gutters, drives &amp;  patios. Free quotation.  Culvers Farm, Hartfield.  Freephone: 0800-731-1582</p>
<p><b>MIKE COLENUTT</b>  Repairs to washing machines,  tumble dryers, dishwashers,  electric cookers.  No call out charge. Free estimates  Tel: 01892-770840/07831-891150</p>	<p><b>HEVER LANDSCAPES</b>  Garden design and landscaping,  regular care, fencing, ponds,  patios, hedgecutting etc.  Call Karl  Tel: 01892-870520/07909-916909</p>	<p><b>GILLIE LITTERICK &amp;  JAMES CARMICHAEL</b>  Physiotherapy  &amp; Sports Injury Clinic  78 Hartfield Road, Forest Row  Tel: 01342-823344</p>
<p>We will be looking for local  companies to advertise in our  Parish Action Plan, later on this  year. To book this space, call  Louise on 01892-871651</p>	<p><b>R. MEDHURST</b>  Funeral Directors  We take care of everything at a  sensitive time.  Tel: 01892-770253  01342-315880</p>	<p>Many thanks to our advertisers  who made it possible to produce  this questionnaire at no  additional cost</p>

**POOH CORNER**

Gifts for all occasions

Tel: 01892-770456  
www.poohcorner.co.uk

**HARTFIELD STORES**

Your village shop  
Open 7 days a week  
Well stocked for your convenience  
and general needs  
Tel: 01892-770501

**CASABLANCA NURSERIES**

Shrubs, Perennials, Hedging,  
Bedding, Logs & Coal  
Summer/Autumn baskets & pots  
Shepherds Hill, Colemans Hatch  
Tel: 01342-824064

**BRUSHSTROKES**

Painters and Decorators

Don Eggleton  
Tel: 01892-770260  
Mobile: 07734-772932

**PERRYHILL ORCHARD  
FARMSHOP AND PYO**

Fresh local fruit, vegetables, cider,  
wine, apple juices and bottled gas.  
Open Tues-Sun 10am to 5pm  
Tel: 01892-770595



Photo courtesy of East Grinstead Courier.

**FLORAL DELIGHTS**


Flowers for all occasions  
Delivery service available  
Pam Waghorn  
Tel: 01892-770555  
Mobile: 07787-317102

**HARTFIELD PLAYSCHOOL**

Community pre-school for 2-4 yrs.  
Open 9am-3pm. Morning and  
afternoon sessions available  
Excellent Ofsted report  
Tel: 01892-770830

**TESTER BROS.**

Coal and smokeless fuels  
Prompt, regular deliveries  
Tel: 01892-654438

**ASHDOWN FOREST  
HOLIDAYS**

Holiday letting cottages  
Whitehouse Farm  
Horney Common, Nutley  
Tel: 01825-712377

**EMS**

Technical Graphic Services  
Print Room  
Design & Exhibition Support  
CAD Workstation  
Tel: 01342 323700

**FRIENDS**

Self Storage, archiving, packing  
materials, shipping, transport  
London Road, Forest Row  
Tel: 01342-822608  
Fax: 01342-826216

**MIKE PARCELL**

Chair caning, rushing, seagrass  
work and small upholstery jobs  
1 Oak Cottage, Chuck Hatch  
Tel: 01892-770764

**THE GALLIPOT INN**

Refurbished and under new  
ownership. Excellent food  
prepared by a top London chef  
Gallipot Hill, Hartfield  
Tel: 01892-770268

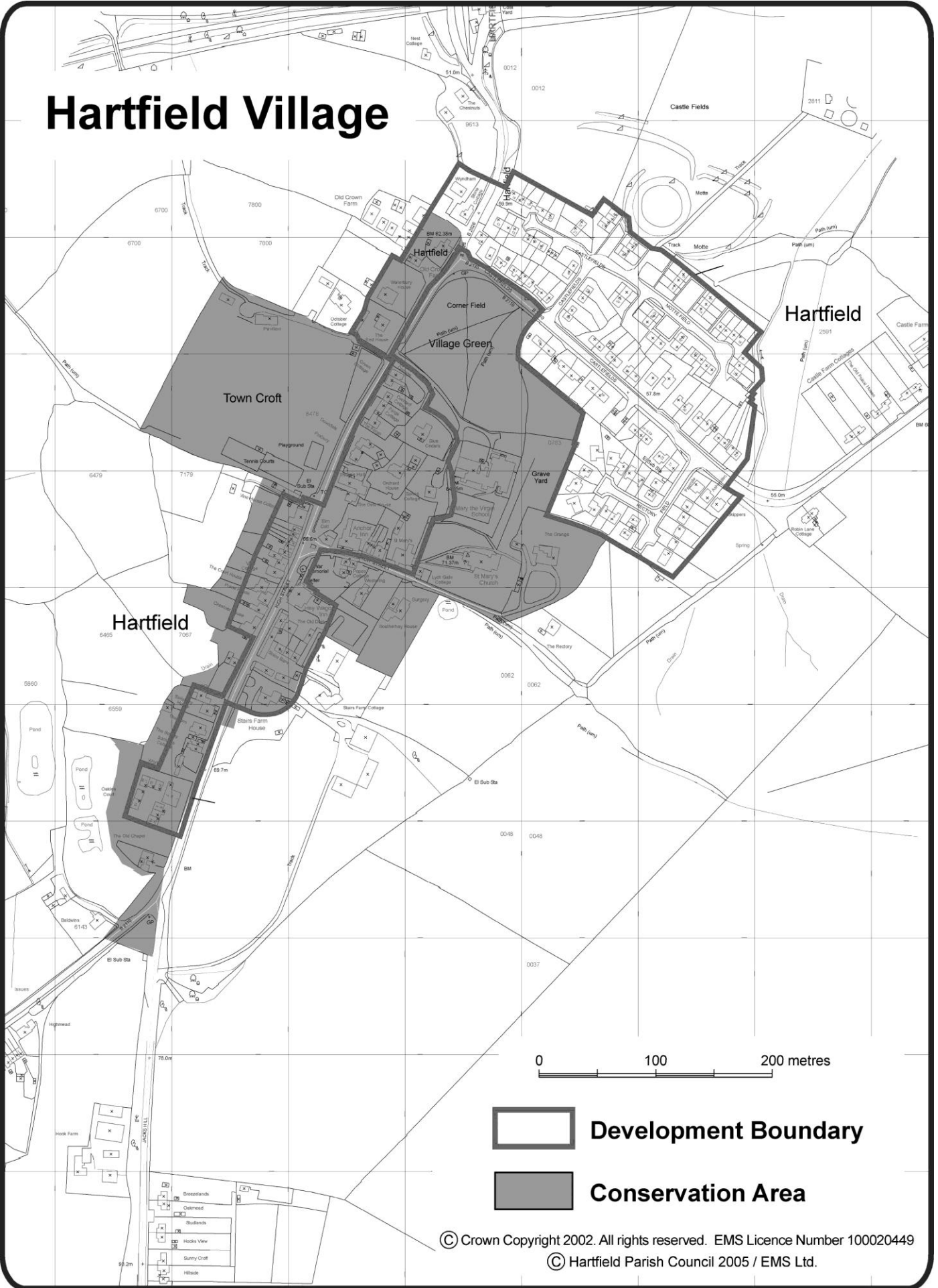
Many thanks to our advertisers  
who made it possible to produce  
this questionnaire at no  
additional cost.

**ANCHOR INN**

Extensive bar menu, daily  
specials, real ales and fine wines,  
Sunday Lunch, Bed & Breakfast  
Church Street, Hartfield  
Tel: 01892-770424

We will be looking for local  
companies to advertise in our  
Parish Action Plan, later on this  
year. To book this space, call  
Louise on 01892-871651

# Hartfield Village



© Crown Copyright 2002. All rights reserved. EMS Licence Number 100020449

© Hartfield Parish Council 2005 / EMS Ltd.